

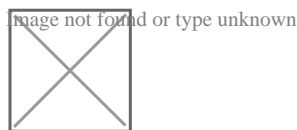


Independent observer  
of the Global Fund

## END-2015 RESULTS RELEASED

In the second half of 2015, through programs supported by The Global Fund, another 641,000 people were put on antiretroviral treatment (ART) for HIV, bringing the total to date to 9.2 million, a 7.5% increase over mid-2015 results and a 14.5% increase over the numbers a year ago. Three countries account for 47% of the increase from mid-2015: Côte d'Ivoire (23%, previously excluded for not meeting Global Fund criteria on national results reporting); Mozambique (15%) and India (10%).

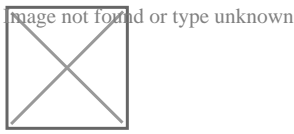
Figure 1: Regional breakout of the number of people on ART



Source: The Global Fund Results Factsheet July 2016

In that same period, the number of smear-positive TB cases detected and treated increased by 357,000, bring the cumulative total to 15.1 million, an 4.9% increase over mid-2015 results and a 15.0% increase over the numbers a year ago. High-impact Asia countries – India (17%), Bangladesh (13%) and Indonesia (10%) – account for 40% of the overall increase from six months ago.

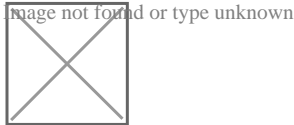
Figure 2: Regional breakout of the number of smear-positive TB cases detected



Source: The Global Fund Results Factsheet July 2016

Also in the second half of 2015, just over 59 million mosquito nets were distributed, bringing the total to date to 659 million, an increase of 9.9% over mid-2015 results and an 20.2% increase over the numbers a year ago. The greatest number of nets was distributed in Angola, the Democratic Republic of Congo, and Nigeria. Together, they accounted for about 45% of the increase from June 2015.

Figure 3: Regional breakout of the number of nets distributed



Source: The Global Fund Results Factsheet July 2016

These results were announced on 13 July 2016 by The Global Fund in a [factsheet](#).

#### Other HIV results

With respect to the number of people on ART, the Global Fund notes that Namibia and Swaziland are excluded from the end-2015 ARV therapy results as they did not meet the criteria for reporting national results. In addition, the Fund reports 10% of the national number of people on ARV therapy in South Africa, as it provides 10% of the ARV drugs. It reports 50% of Kenya national results for the same reason.

Other HIV results are shown in Table 1.

Table 1: Other HIV results to end -2015

Indicator	End-2015 (cumulative)	% increase	
		6 months	12 months
Seropositive pregnant women receiving ARV for PMTCT	3,600,000	8.3%	17.4%
Counseling and testing sessions	509,000,000	7.7%	20.2%
Basic care and support services provided to orphans and other vulnerable children	7,860,000	0.7%	4.4%

Associated infections: People receiving treatment for sexually transmitted infections	23,200,000	0.5%	4.0%
Condoms distributed	5,270,000,000	1.9%	4.4%

#### Other TB results

In the second half of 2015, the number of people treated for MDR-TB reached 267,000 (cumulative), an increase of 15.3% since mid-2015, and 27.4% over the numbers a year ago.

In that same period, the number of TB cases successfully treated reached 11,700,000 (cumulative), an increase of 5.2% since mid-2015, and 9.7% over the numbers a year ago.

#### Other malaria results

In the second half of 2015, the number of structures covered by indoor residual spraying reached 63,900,0000 (cumulative), an increase of 5.1% since mid-2015, and 9.4% over the numbers a year ago.

In that same period, the number of malaria cases successfully treated reached 582,000,000, an increase of 3.9% since mid-2015, and 13.0% over the numbers a year ago.

The fact sheet includes an explanation of how the results were calculated and verified, as well as the criteria for reporting on national results.

[Read More](#)

---